



Table of Contents

04

**Letter from our Co-Exec
Directors**

05

**Board of Directors and
Staff**

06

Impact Report

13

Funding

16

Sponsors

Making Utah a Better Place to Ride.

We envision a Utah where complete active transportation networks and thriving cycling culture contribute to livable, connected, healthy communities, allowing everyone to ride regardless of age, ability, race, or income.



Co-Executive Directors

Trilby Cox

Chris Wiltsie



Chris Wiltsie & Trilby Cox were named as Co-Executive Directors to Bike Utah in June 2023. Chris has been with Bike Utah since 2018, serving as the 1,000 Miles Program Director and offering technical assistance to Utah communities. He can be found commuting on two wheels with his family and is a champion for active transportation. Trilby joined the Mid Week MTB Series in 2020 as Race Director and served as Operations Director for the organization. She's seen riding bikes on snow as often as dirt or pavement and advocates for inclusivity in cycling events.

Chris & Trilby are excited to pedal Bike Utah into the future, leading an enthusiastic and supportive team of staff, board members, stakeholders, volunteers, and statewide cycling community.

BOARD AND STAFF

Leadership



JENN OXBORROW
Former Executive Director



TRILBY COX
Co-Executive Director



CHRIS WILTSIE
Co-Executive Director



SETH CAUMAN
Community Engagement/
Education Manager



CAMERON CARTER
Planning and Policy Specialist



ALLISON PADGEN
GIS Specialist

Board of Directors

NIKKI NAVIO, CHAIR
Denali Commission

JAY ZYNCZAK, VICE CHAIR
Former General Council, Goal Zero

GREG SANCHEZ, SECRETARY
Avenue Consultants

NINA QUAREQUIO, TREASURER
Marcum LLP

RYAN GURR,
Red Rock Bicycle Co.

BILL HARMON,
Goal Zero

SARAH JOHNSON,
Utah Transit Authority

ADAM KOLOWICH,
Utah Tech Leads

STUART LARSON,
Ferron Creek, LLC

TRACY MEIER,
National Ability Center


STEPHANIE TOMLIN,
UDOT

TYLER TORRES,
Fehr & Peers

Impact Report

In 2023, Bike Utah published a **statewide cycling needs assessment** report as a result of funding support from the 2022 Utah State Legislature. Through this effort, we identified the “Five Elements” of successful bicycle communities, which provides the foundation for the assistance we provide to Utah communities.

FIVE ELEMENTS:



Complete Cycling Infrastructure



Access to Gear and Maintenance



Education and Information



Thriving Cycling Community



Inclusive Planning & Policy

These five elements are the foundation for the assistance we provide to communities. As part of this development, Bike Utah created an application process to provide a framework through which we can collaboratively identify, with community stakeholders, areas of focus for our assistance.

COMMUNITY ASSISTANCE PROGRAM

Bike Utah's Community Assistance Program (CAP) supports communities in becoming more bicycle-friendly with community engagement, education, planning, and policy work. We lend our staff expertise and resources to help you identify and address your specific barriers to cycling, turn an idea into reality, and make your community an even better place to ride.



Bike Utah's
ABC Quick Check

- A**ir
- B**rakes
- C**hain
- Q**uick Release
- C**heck Yourself



EDUCATION



27

SCHOOLS
ACROSS THE
STATE



Completed a GIS-based safety analysis of Hunter Elementary's boundary area to identify safer walking and biking routes for children going to school.

2,227

4TH-6TH GRADERS
TAUGHT BIKE SAFETY



14,000



INDIVIDUALS REACHED THROUGH BIKE UTAH'S BICYCLE FRIENDLY DRIVING COURSE WITH THE DMV.

COMMUNITY ENGAGEMENT



Held a weekly Bike Bus for Provo Peaks Elementary School



100

**DONATED HELMETS TO
YOUTH AND UNDER-
SERVED ADULTS**



Connected more than 30 students at partner schools with free bikes through Free Bikes 4 Kidz

30



HOSTED 6 BIKE FIX EVENTS SERVING:
Elementary School Students, the Unsheltered, and Refugee Families



43

FIXED BIKES

PLANNING AND INFRASTRUCTURE



WE COMPLETED TWO ACTIVE TRANSPORTATION MASTER PLANS FOR BLUFF AND PAROWAN

30 miles of planned Active Transportation facilities in Parowan

67 miles of local and regional facilities in Bluff



Worked with WFRC on Beehive Bikeways planning effort; a region-wide high comfort and high safety bicycle facility network.



COMPLETED CONNECTIVITY ANALYSIS FOR VINEYARD



30 COMMUNITIES RECEIVED INFRASTRUCTURE PROJECT ASSISTANCE IN:



PLANNING



GRANT WRITING



RAISING FUNDS



| BILL # | DESCRIPTION | OUR POSITION | OUTCOME |
|---------------------|-----------------------------------------------------------------------------------------|----------------|--------------------------|
| HB 395 | Bans cyclists from riding in the road if there's a bike lane. | AGAINST | Held in committee 10-0 |
| HB 232 | Requires moving to the left lane if possible when passing a cyclist. | FOR | Didn't receive a hearing |
| PARKING BILL | Added pressure to the zoning reform debate. Would be less parking near transit stations | FOR | Didn't receive a hearing |

FUNDING REQUEST



E-Bike Incentive Program, sponsored by Rep. Andrew Stoddard. Would have offered a 30% discount on e-bikes to low-income buyers. Request was denied.

MID WEEK RACE SERIES



19 RACES



7
Cross Country
Races

5
Mini Enduro
Races

4
Fat Bike
Series
INAUGURAL SEASON

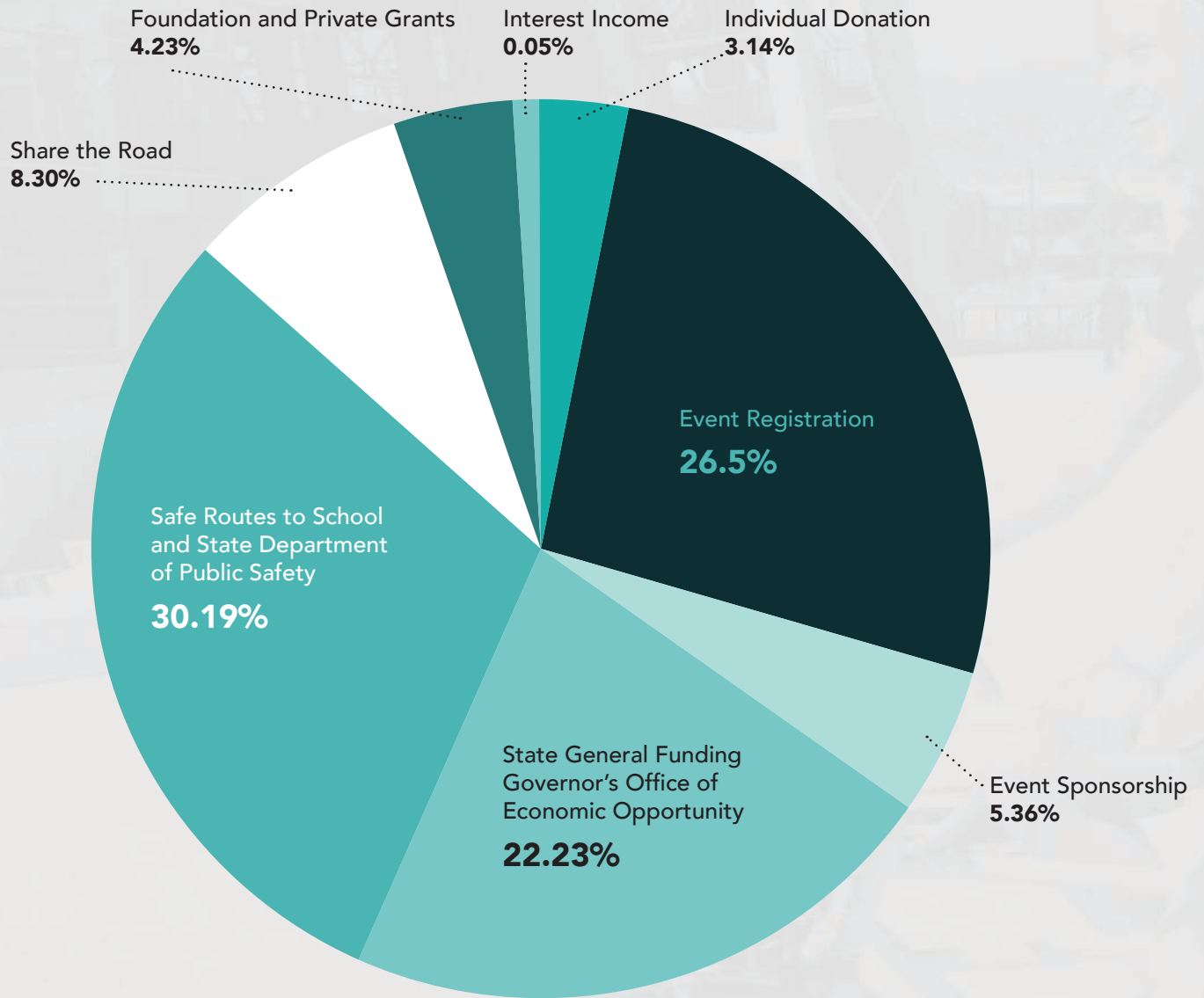
3
Women's Mini
Enduro Races

FIRST TIME HOLDING A WOMEN'S MINI ENDURO SERIES

3,496 **2,548**
Total Registrations Total Participants

198
VOLUNTEER
POSITIONS

FUNDING



| FUNDING | PERCENTAGE | AMOUNT |
|-----------------------------------------------------------------|------------|-----------|
| Safe Routes to School and State Department of Public Safety | 30.19% | \$136,065 |
| Event Registration | 26.5% | \$119,466 |
| State General Funding Governor's Office of Economic Opportunity | 22.18% | \$100,000 |
| Share the Road | 8.30% | \$37,425 |
| Event Sponsorship | 5.36% | \$24,200 |
| Foundation and Private Grants | 4.23% | \$19,100 |
| Individual Donation | 3.14% | \$14,184 |
| Interest Income | 0.05% | \$250 |

TOTAL: \$450,690

VOLUNTEERS



126

number of volunteers

197

number of volunteer spots

788

number of volunteer hours served



We had 10 volunteers give 10+ hours





SPONSORS AND DONORS

Thank you to our
generous grant
sponsors and donors!
We could not do this
without you!



SPONSORS AND DONORS



01 UTAH DEPARTMENT OF TRANSPORTATION

02 SORENSON LEGACY FOUNDATION

03 UNION PACIFIC FOUNDATION

04 UTAH DEPARTMENT OF PUBLIC SAFETY

05 PETZL

06 WHEELER FOUNDATION

07 DAVID KELBY JOHNSON MEMORIAL FOUNDATION

08 NEW BELGIUM BREWING

09 GOVERNOR'S OFFICE OF ECONOMIC OPPORTUNITY

10 UTAH STATE TAX COMMISSION

Continued support from the Utah Department of Public Safety - Highway Safety Office and Safe Routes Utah - Utah Department of Transportation allow us to deliver the education and community engagement aspects of the Community Assistance Program and inform our technical assistance for active transportation planning efforts.

In addition, generous support from New Belgium, the Sorenson Legacy Foundation, and the Salt Lake County Planning & Transportation division have allowed us to purchase supplies for and travel to communities to engage local schools and organizations with cycling safety education and Fix-It Days.

The Governor's Office of Economic Opportunity and the Utah State Tax Commission - Division of Motor Vehicles provide the support needed for Bike Utah to engage Utah communities in technical assistance and active transportation planning.



MID WEEK SPONSORS

PRESENTING SPONSOR

Bingham Cyclery
CA. 1962

VENUE SPONSOR

DNA
PRO CYCLING


FORGE & BOND



chirp.

CACHE


gripit 9

PRODUCT + SERVICE SPONSOR


evo

Ritual
CHOCOLATE

 **SKI UTAH**
THE GREATEST SNOW ON EARTH


KÜHL


TREK

 **CENTURY
CYCLES UT**


SALT LAKE
massage and therapeutics

 pdw

PARTNERS


DISCOVER_{MTB}


**women
MTB**

 **NATIONAL
ABILITY
CENTER**

**WHEELIE
SPOKED**






BikeUtah

BIKEUTAH.ORG

960 SOUTH MAIN STREET, SALT LAKE CITY, UT 84101

X  [@IBIKEUTAH](#)

 [@MIDWEEKMTB](#)